

A close-up photograph of several thick, braided steel cables. The cables are dark grey with some red insulation visible between the strands. The text "Everywhere you live in..." is overlaid in white, sans-serif font.

Everywhere you live in...

Investor Presentation, March 2018

| Leading steel rope & wire producer in Turkey

Founded in	: 1962
Location	: İzmit / Turkey
Open Area	: 57.000 m ²
Covered Area	: 50.000 m ²
Total Area	: 107.000 m ²
Production Capacity	: 70.000 Tons / Year
Products	: Steel wire ropes, prestressed : concrete strand, spring wire
Listed in Borsa Istanbul	: 1986 (free-float 21%)
Major Shareholder:	: Doğan Holding (77.65% as of Mar 31, 2018)



- Domestic market leader & strong customer loyalty.
- Experience and know-how as being the first company in the sector with more than 55 years of commitment, since establishment.
- Well known brand worldwide; exports to 40+ countries.
- Specialized in mining, petroleum exploration, fishing, marine, elevator and crane ropes sectors.
- Doğan Group, anchor shareholder, is one of the leading conglomerates in Turkey.
- Commitment for growth: R&D center, established in 2017, will improve efficiency and new product development.
- By being publicly traded company since 1986, committed to develop effective, transparent & accountable corporate governance practices.





Doğan Holding is the major shareholder of Çelik Halat since 1997

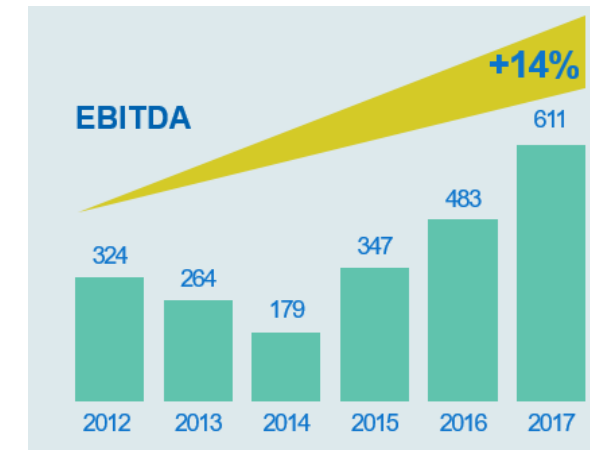
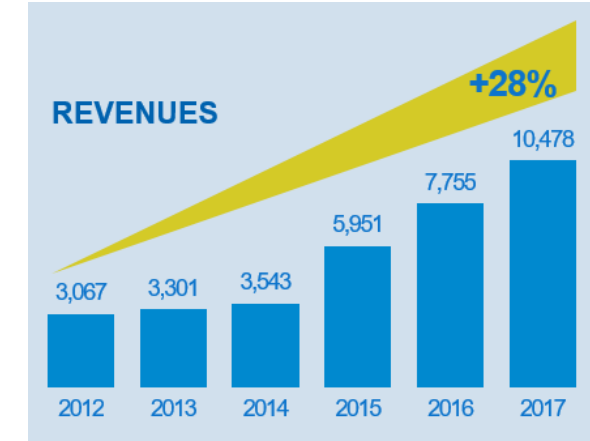
Doğan Group, founded by Aydın Doğan in 1959, is one of the leading groups in Turkey with almost 60 years of experience.

Doğan Şirketler Grubu Holding A.Ş. (“Doğan Holding”, was established in 1980 by Doğan Family.

Doğan Holding companies play a pioneering role in a wide range of sectors, which include the energy, retail, industry as well as trade, tourism and financial services¹.

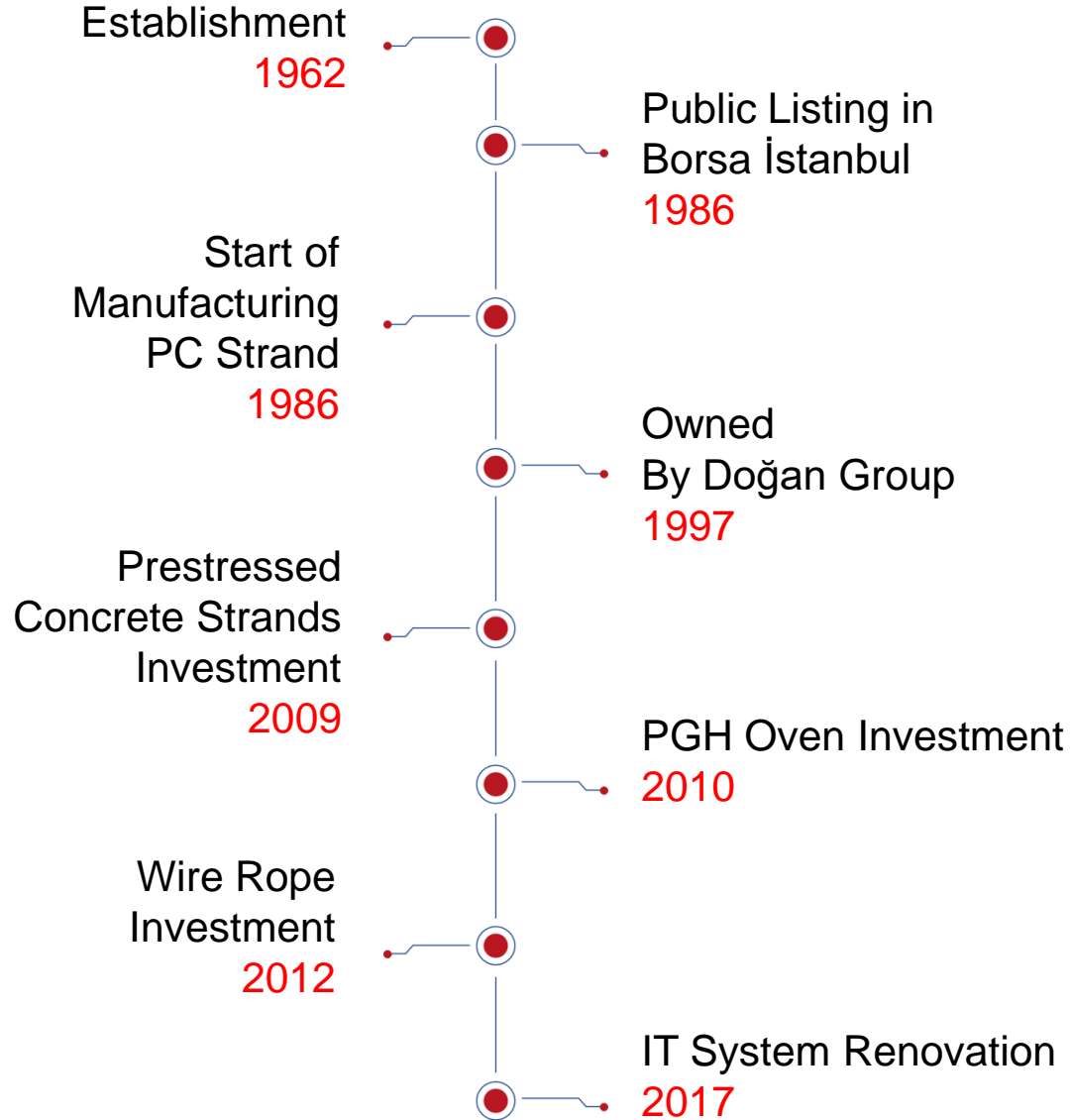
Doğan Holding is registered with the Capital Markets Board and its shares have been quoted on Borsa İstanbul since June 21, 1993. Doğan Holding <DOHOL> is currently BIST 30 & BIST Sustainability Index member.

Doğan Holding’s Consolidated Revenues & EBITDA (TL mn)



¹ Doğan Group is also the leading media group in Turkey; fully integrated and 40 years of long-standing position in the sector. But as disclosed; Doğan Holding signed an agreement to sell its all shares in major media assets to Demirören Group on April 6, 2018. The process has not yet completed.

**The first company in the sector with
more than 55 years of experience**



| Product Showcase

Market leading position & well-known brand



Steel
Wire Rope




Patented
Wire



Mechanical
Spring Wire



Galvanized
Spring Wire



Prestressed
Concrete Strand



Wide range of products to suit requirements of mining, petroleum exploration, fishing, marine, lifting, elevator industries and general engineering



Product Diameter Range:
6 - 83 mm

Surface:
Bright or Galvanized

Core:
FC or IWRC



Production according to any international standards such as API, EN, Fed. Spec., BS, JIS.

Regular, Compacted, Swaged, Premium Swaged, Plastic Impregnated



MECHANICAL SPRING WIRE

Widely used in various industries including automotive and agriculture

Dia. range: 0,35 – 13,00 mm



GALVANIZED SPRING WIRE

Widely used in white goods and in automotive sectors

Dia. range: 0,35 – 3,80 mm





PATENTED WIRE

Medium and high tensile grades

Patented bright & galvanized wires to be further drawn

| Prestressed Concrete Strand




- Production according to international standards

Packing: In coils around 3300 kg

- Prestressed Concrete Strands are mainly used in bridge girders, constructions, anchorages and prefabricated structures.

- R&D center*, established in 2017, will improve efficiency and new product development. R&D projects will include:
- Developing a new product class of galvanized wire rope
- Developing wire rope with plastic coated core
- Die design and die engineering
- Producing high tensile compact wire rope

**officially accredited as a “R&D Center” on March 26, 2018 by the Ministry of Science, Industry and Technology.*



Investment in wire rope production, expected to be operational in 3Q18, consists of purchasing of 11 wire rope machines.

This will lead to:

Diversification in wire rope production and increasing the share of technological wire:

- Max.18 tons range wire rope
- Non rotating ropes with 24-35 strands
- Pre stretched elevator wire rope

& anticipated to have a positive impact on gross and EBITDA margins in 2018.



Environmental Responsibilities

- Obtained ISO 14001 Environmental Management System Certification
- Weather emission permit was renewed on December 18, 2014, and valid for five years.
- TSE 18001-2014 & TSE 14001-2004 Audits are completed successfully without any inconvenient matter.
- Scrubber of Surface Cleaning was renewed to neutralize acid vapor.
- Received 18001 (OHSAS) Occupational Health and Safety Management Systems



Certificates

- API (American Petroleum Institute)
- Lloyd's Register
- ISO 9001 / 2008
- ISO 14001 / 2004
- ISO 18001 / 2008

Memberships

- EWRIS (European Federation of Steel Wire Rope Industries)
- CET (European Wire Manufacturers Committee)
- ESIS (European PC Strand Manufacturers Association)
- TAYSAD (Turkish Automotive Supply Industry Association)
- AWRF (Associated Wire Rope Fabricators)



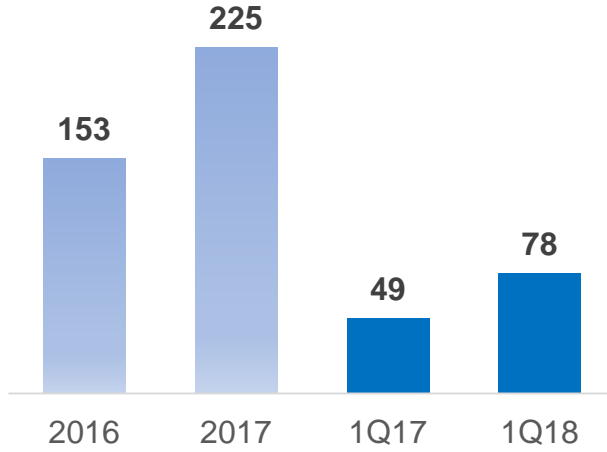
Certificates and Memberships



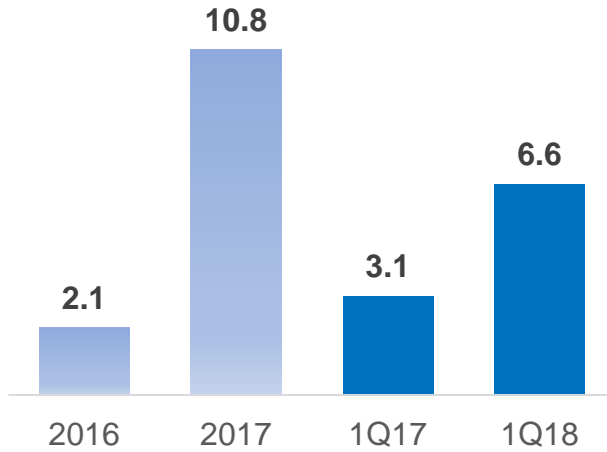


Financials & Outlook

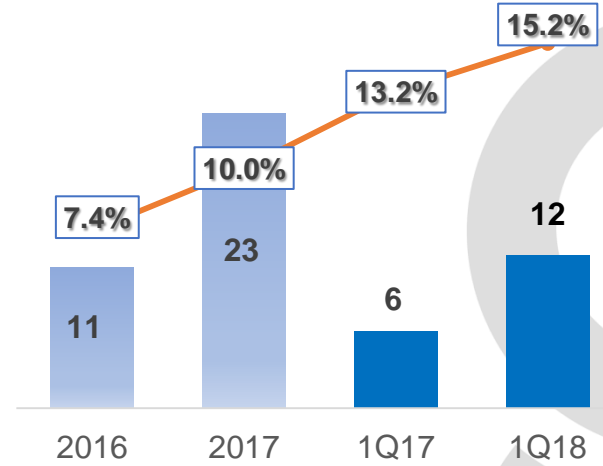
Revenues (TL mn)



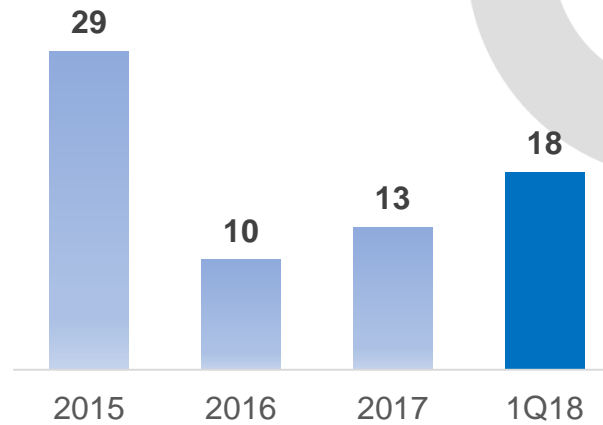
Net Income/(Loss) (TL mn)



EBITDA (TL mn) § EBITDA Margin (%)

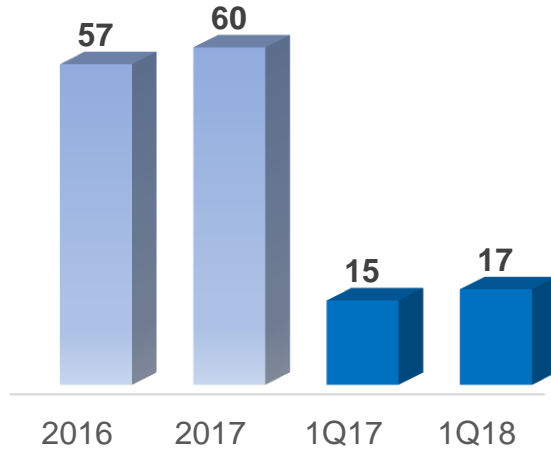


Net Debt (TL mn)

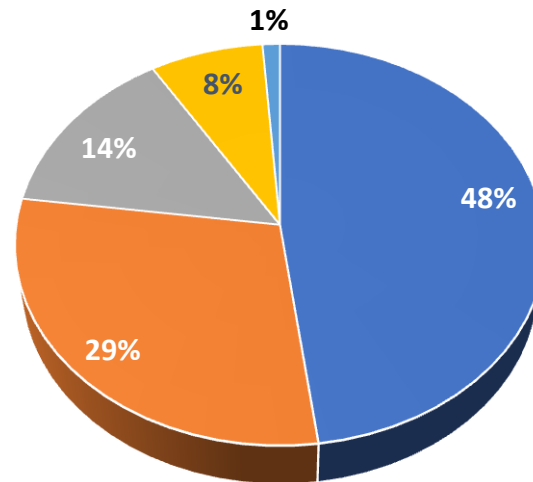


Exports constitute one-third of revenues

Sales Volume (000 TONS)

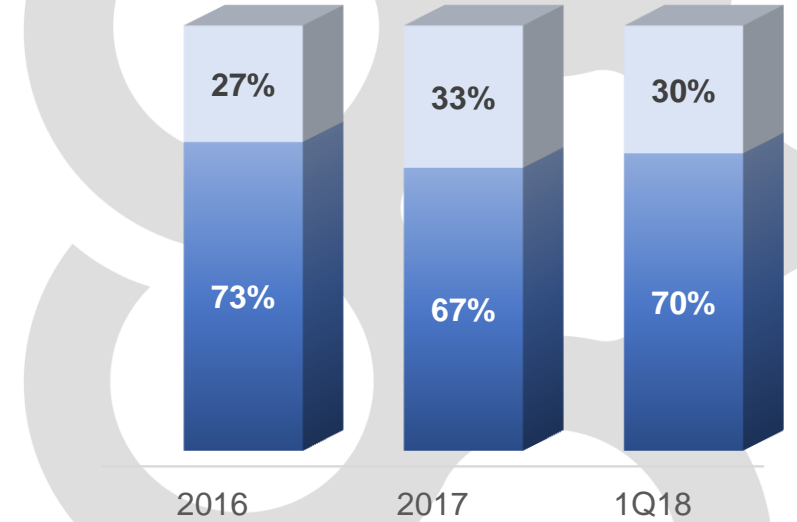


REVENUES BY PRODUCT (1Q18)



- Prestressed Concrete Strand
- Steel Wire Rope
- Spring Wire
- Galvanized Spring Wire
- Others

REVENUE BREAKDOWN



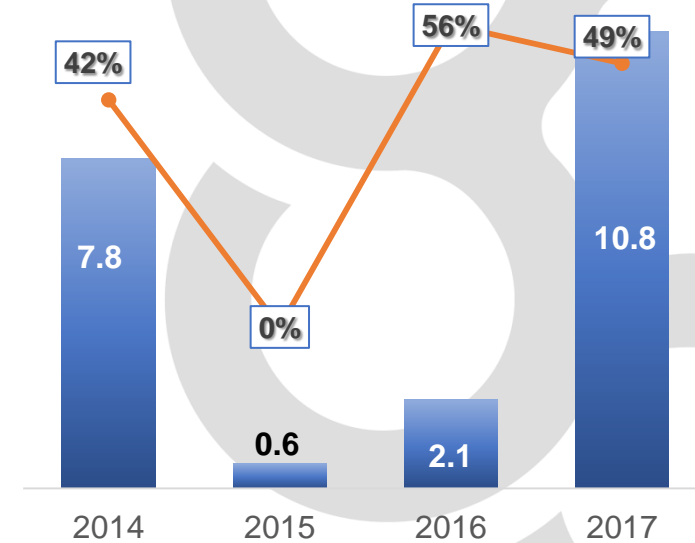
* Breakdown of gross revenues

■ Local ■ Exports

CELHA Stock Info & Dividend History

Market Data	as of May 11, 2018
Share price	7.77 TL (1.82 US\$)
MCap	128 mn TL (30 mn US\$)
52 week low/high share price	3.42 TL/ 9.32 TL
Share price perf. (year-to-date in TL)	+108%
BIST100 performance (ytd)	-12%

Net Income (TL mn) & Dividend Pay-out Ratio



* TL5.3 mn gross cash dividend paid on April 18-20, 2018

| Why Çelik Halat?

| Market-Leading Position; and well-known brand

- Domestic leader with 55 years of experience & strong customer profile
- Globally well-known brand with exports to more than 40 countries
- Powerful brand that is also used as the generic name.

| Strong Operational Performance

- Top-line and EBITDA growth attained both in 2016 & 2017 and 1Q18 yoy.
- Around 85% of revenues based in Euro; support against currency fluctuations
- Ability to reflect raw material price hikes to its prices

| Further Growth Potential

- New Investment will support revenues & EBITDA
- Ongoing public infra-structure investments and construction sector expected to support demand
- R&D investment will lead to further product developments & efficiency

| Solid Financial Structure & Cash inflow

- Net debt of only US\$4.5 mn
- Minimum receivable risk as most of the receivables insured by Euler Hermes
- Minimum working capital need

| Anchor Shareholder «Doğan Group»

- One of leading conglomerates in Turkey, operating in energy, media, retail and various other segments



- Focus on maintaining sales volumes in main business lines
- Growth in revenues owing to high value added sales mix, price improvement and currency impact
- Better operational performance expected with the contribution of new investment
- R&D division*, will help productivity and effectiveness
- Solid financial structure expected to continue
- Attended international wire and cable trade fair on April 16-20, 2018 in Düsseldorf, Germany.

**officially accredited as a “R&D Center” on March 26, 2018 by the Ministry of Science, Industry and Technology.*

Commitment
for growth
and
sustainable
value
creation

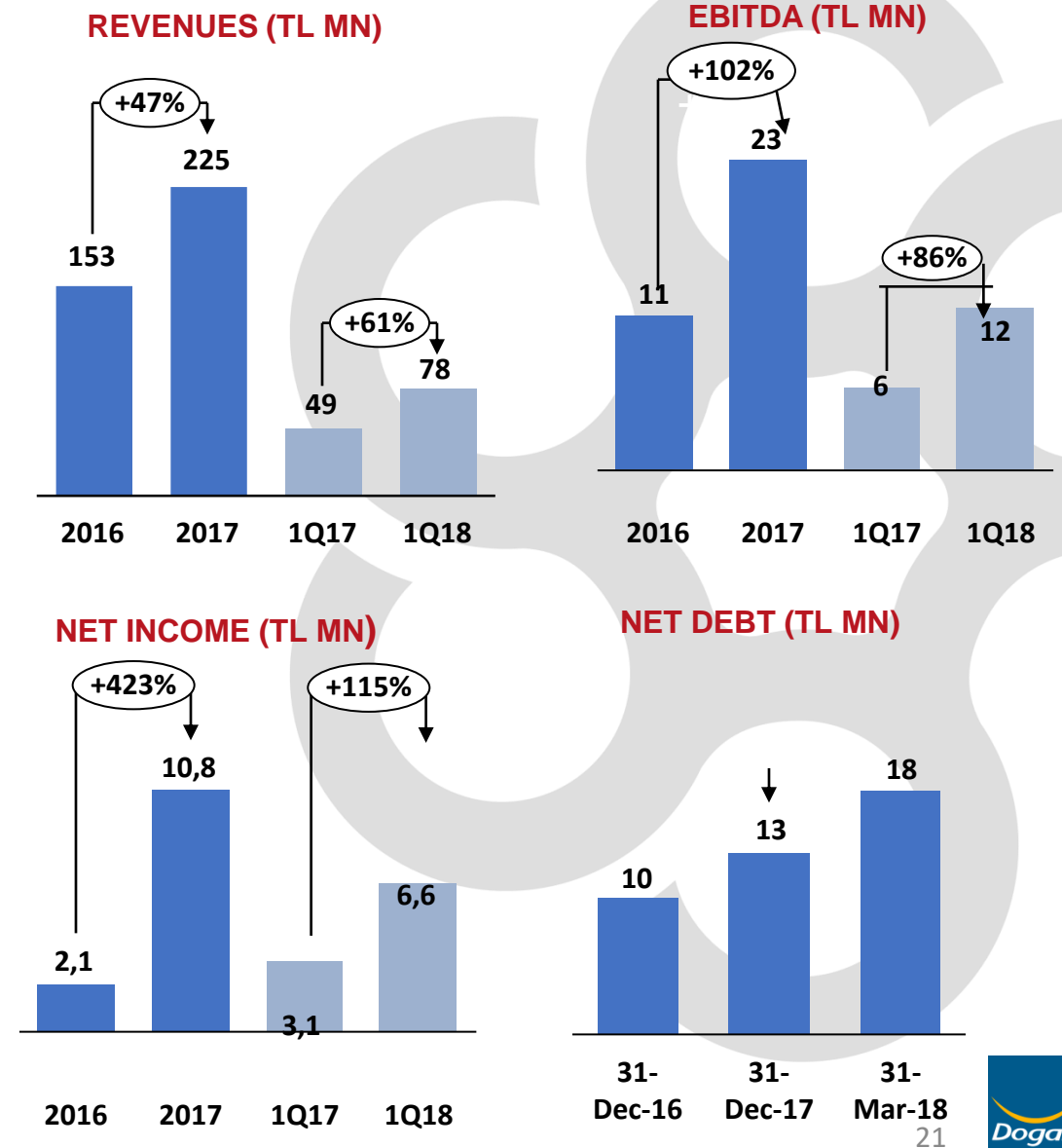




1Q18 Financial Review

1Q18 Results in Brief

- Revenues increased by 61% in 1Q18, yoy.
- EBITDA increased by 86% yoy in 1Q18 to TL12 mn; following a strong performance in FY17.
- Net income increased to TL 6.6 mn, vs. 3.1 mn in 1Q17, thanks to stronger revenues and profitability.
- Net debt at TL18 mn (US\$4.6 mn) at 1Q18-end; vs. TL13 mn (US\$3.6 mn) at FY17.
- TL5.3 mn gross cash dividend paid on April 18, 2018.



Summary Balance Sheet (TL)	Dec 31, 2017	March 31, 2018
Current Assets	110,214,023	140,944,053
Non-Current Assets	40,144,194	43,336,366
Total Assets	150,358,217	184,280,419
Current Liabilities	100,942,488	133,409,190
Non-Current Liabilities	6,799,059	6,963,364
Equity	42,616,670	43,907,865
Total Liabilities	150,358,217	184,280,419

Cash & Equivalents	11,225,922	9,966,540
ST Liabilities	24,603,251	27,913,723
LT Liabilities	0	0
Net Debt	13,377,329	17,947,183

Summary Income Statement (TL)	FY16	FY17	Chg YoY	1Q17	1Q18	Chg YoY
Revenues	152,904,029	225,121,382	47%	48,535,456	78,244,580	61%
Cost of Sales (-)	-131,329,542	-187,106,280	42%	-39,501,998	-62,485,101	58%
Gross Profit	21,574,487	38,015,102	76%	9,033,458	15,759,479	74%
General Administrative Expenses (-)	-7,050,760	-8,663,241	23%	-1,450,251	-2,801,374	93%
Marketing Expenses (-)	-6,526,312	-9,442,786	45%	-1,922,525	-2,875,243	50%
Other Income From Operating Activities	7,735,166	28,552,945	269%	9,511,110	7,088,157	-25%
Other Expense From Operating Activities	-9,261,382	-30,894,769	234%	-10,011,757	-6,789,937	-32%
Operating Profit (Loss) Before Finance Exp.	6,471,199	17,567,251	171%	5,160,035	10,381,082	101%
Finance Expense (-)	-3,857,901	-4,165,118	8%	-1,436,434	-1,953,194	36%
Profit (Loss) Before Taxation	2,613,298	13,402,133	413%	3,723,601	8,427,888	126%
Tax Expense	-554,762	-2,637,063	375%	-662,926	-1,856,693	180%
Net Profit (Loss)	2,058,536	10,765,070	423%	3,060,675	6,571,195	115%
EBITDA	11,387,797	22,958,415	102%	6,398,122	11,897,148	86%

ÇELİK HALAT ve TEL SANAYİİ A.Ş. (“Çelik Halat”) has prepared this book (the “Book”) for the sole purpose of providing information relating to Çelik Halat (the “Information”). The contents of this Book is based on public information and on data provided by Çelik Halat management. No reliance may be placed for any purposes whatsoever on the Information contained in this Book or on its completeness, accuracy or fairness. The Information in this Book is subject to verification, completion and change. No rebook or warranty is made by Çelik Halat or the Shareholders or any of their respective advisers or any of their representatives as to the accuracy or completeness of the Information and no liability is accepted by any such person for any such Information or opinion or for any loss howsoever arising from any use of this Book or the Information. This Book and/or the Information is confidential and cannot be copied, disclosed or distributed to any person and is being provided to you solely for your information. This Book and/or the Information cannot be distributed or disseminated into Turkey. This Book and/or the Information do not constitute or form part of any offer or invitation to sell or issue, or any solicitation of any offer to purchase or subscribe for, any securities of Çelik

Halat, nor shall it or any part of it nor the fact of its distribution form the basis of, or be relied on in connection with, any contractor investment decision.

Investors and prospective investors in securities of any issuer mentioned herein are required to make their own independent investigations and appraisal of the business and financial condition of such company and the nature of the securities. Any decision to purchase securities in the context of a proposed offering of securities, if any, should be made solely on the basis of information contained in an offering circular published in relation to such an offering.

All statements other than statements of historical facts included in this Book, including, without limitation, those regarding our financial position, business strategy, plans and objectives of management for future operations (including development plans and objectives relating to our products), are forward-looking statements. Such forward-looking statements involve known and unknown risks, uncertainties and other factors which may cause our actual results, performance or achievements to be materially different from any future results, performance or achievements expressed or implied by such forward-looking statements. Such

forward-looking statements are based on numerous assumptions regarding our present and future business strategies and the environment in which we will operate in the future. Further, certain forward-looking statements are based upon assumptions of future events which may not prove to be accurate. The forward-looking statements in this Book speak only as at the date of this Book.

Çelik Halat registered in Turkey maintain its books of account and prepare its statutory financial statements in accordance with the principles and obligations published by the CMB, Turkish Commercial Code, tax legislation, the Uniform Chart of Accounts issued by the Ministry of Finance.

US Dollar and/or Euro amounts shown in the presentation have been included solely for the convenience of the reader and are translated from TL as a matter of arithmetic computation only, at the Central Bank of the Republic of Turkey official TL exchange rates

| Disclaimer

Thank You

For Further Information
E-mail: info@celikhalat.com.tr

ÇELİK HALAT ve TEL SANAYİİ A.Ş.
Ertuğrul Gazi Mahallesi Şehitler Cad. No:2 Kartepe,
41180 İZMİT / TÜRKİYE
T: +90 262 371 12 80

www.celikhalat.com.tr

